

BY:  
Giyani Shangase



# South Africa's Unemployment Crisis

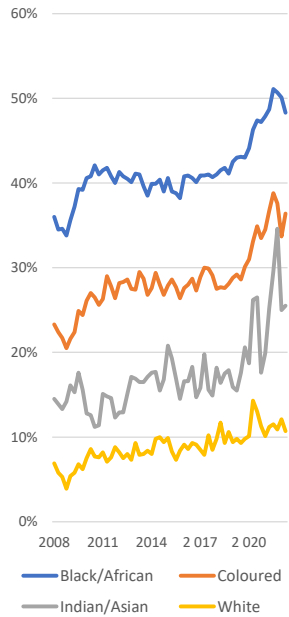
Exploring the Evolution of South Africa's Unemployment Rate



**NOTE:**  
Last Updated 03/03/2023

**SOURCE:**  
Stats SA Quarterly Labour  
Force Survey 2022: Q2

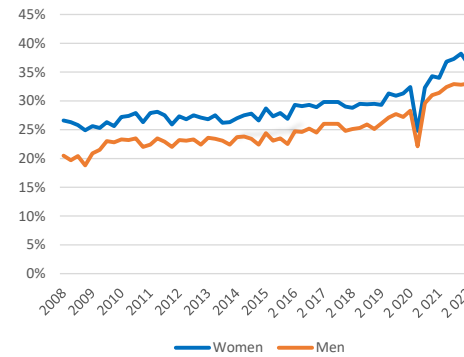
Unemployment Rate by  
Race



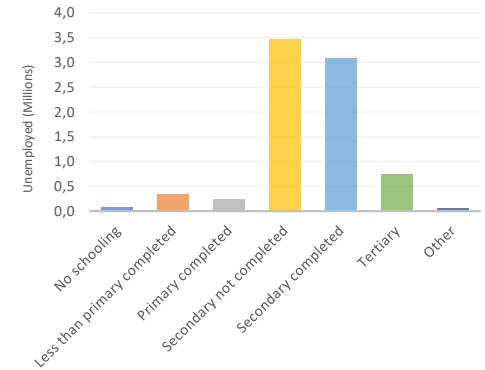
Unemployment Rate



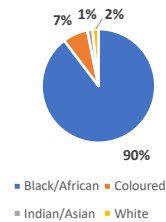
Unemployment Rate Women vs Men



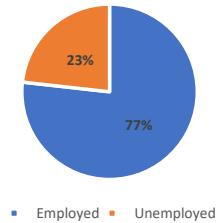
Highest Level of Education of the Unemployed



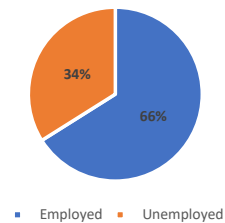
Unemployed Population  
by Race



Unemployment Rate 2008



Unemployment Rate 2022



## KEY INSIGHTS:

- South Africa's unemployment rate grew by **10.7%** between 2008 & 2022, leaving **34%** of the labour force without work.
- **Black Africans** have the highest unemployment rate amongst all races at **48%** as of April 2022, up from **36%** in April 2008.
- **Black Africans** make up **90%** of the unemployed in the labour force, which totals **7.9 Million people**.
- **Gauteng** has the highest number of unemployed, at **2.5 Million people**.
- **KwaZulu-Natal** & the **Eastern Cape** have **1.2 Million** and **1 Million** unemployed individuals respectively.